

### 1. General information

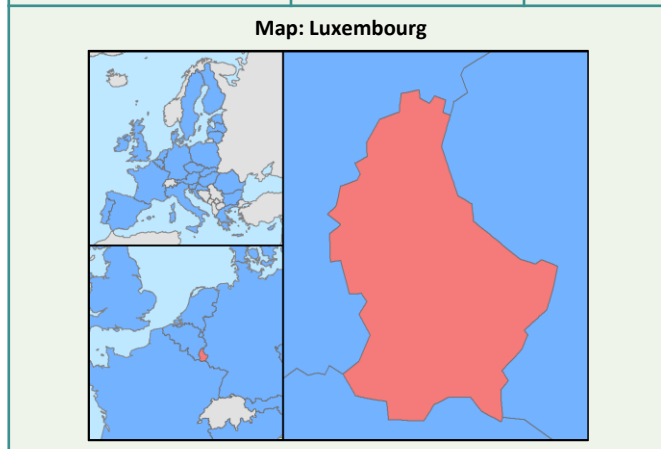
<b>Geographical Area</b>	<b>Country</b>	<b>Luxembourg</b>
	<b>Region</b>	/
<b>Rural population (1)</b>	<b>Inhabitants (3)</b>	0.5 million
	<b>% of total population (3)</b>	100.0 %
	<b>Density - Inhab/km2 (3)</b>	203
<b>Rural area (1)</b>	<b>Km2 (3)</b>	2 586
	<b>% of total area (3)</b>	100.0 %
<b>Agricultural area Total Utilised Agricultural Area (UAA)</b>	<b>Ha (2)</b>	131 110
	<b>% of total territory (2)</b>	50.7 %
<b>Forest and other wooded land</b>	<b>Ha (2)</b>	88 200
	<b>% of total area (2)</b>	34.1 %
<b>Total employment</b>	<b>People (3)</b>	378 600
<b>Rural employment (1)</b>	<b>% of total workforce (4)</b>	100.0 %

Data source: Luxembourg 2014-2020 Rural Development Programme (RDP). Note: (1) OECD definition applies, including intermediate and predominantly rural regions; (2) 2010 data; (3) 2012 data; (4) 2010 based on 2012 total employment.

<b>EAFRD support: EUR 100 574 600</b> <small>0.1 % of Total EAFRD support for EU-28</small>	+	<b>National contribution: EUR 267 562 598</b>	=	<b>Planned total public expenditure: EUR 368 137 198</b>
--	---	---	---	--

\* European Agricultural Fund for Rural Development (EAFRD)

<b>Primary sector contribution to Gross Value Added (GVA)</b>	<b>% of total (3)</b>	0.3 %
<b>No of agricultural holdings</b>	<b>No (3)</b>	1 920
<b>Average farm size</b>	<b>ha UAA/holding (2)</b>	59.6
<b>High Nature Value farming</b>	<b>% of total UAA</b>	n/a
<b>Farmland Birds Index (FBI)</b>	<b>Index 2000= 100</b>	n/a



#### Examples of expected achievements

- Around 21 % of the farms will be supported for restructuring and modernisation projects and the use of innovative techniques. Similarly, in view of the difficulty of business startup in agriculture, the RDP of Luxembourg intends to support generational renewal with a target of 7 % of farms for the first installation.
- The Luxembourg RDP aims to have 90 % of the agricultural land under contracts to stimulate biodiversity, 28 % of agricultural land to improve the management of water and 11 % of agricultural land to improve soil management.
- In order to contribute to the reduction of Greenhouse Gas (GHG) emissions from agriculture, the programme targets 30 % of livestock units for investments in livestock management reducing greenhouse emissions.
- Local Development Strategies (LDS) will cover 29 % of the rural population that will be developed by 5 Local Action Groups (LAGs), and which will create 25 new jobs.

#### Examples of key challenges

- The agri-food sector in Luxembourg is small and focused on a limited number of products (milk, meat, wine, cereals).
- The average income of a farmer is at least 75 % of the average national income, his standard of living is only 25 % compared to those in other sectors. The number of farms has continued to decrease in Luxembourg, linked to factors such as higher level of income in the Luxembourg economy, lack of availability of labour and the fact that the income of the agricultural sector depends heavily on the allocated support.
- In relation to biodiversity, recent studies show a significant loss of landscape elements and structures of certain habitats. The conservation status of certain habitats, especially those in open environments is rather low.
- The protection of waters against pollution caused by nitrates from agricultural sources and the treatment of urban waste water is another challenge since the entire national territory is classified as vulnerable area.

Source: DG AGRI, *Factsheet on 2014-2020 Rural Development Programme for Luxembourg*, July 2015  
[http://ec.europa.eu/agriculture/rural-development-2014-2020/country-files/lu/factsheet\\_en.pdf](http://ec.europa.eu/agriculture/rural-development-2014-2020/country-files/lu/factsheet_en.pdf)


## 2. RDP focus areas: planned expenditure, measures and 2023 targets

This section illustrates each rural development priority (P) with a focus on: the indicative budget per Focus Area (FA) and its breakdown by selected measure; and the relation between the indicative planned total public expenditure and the expected 2023 targets set by the Managing Authority for each focus area.

### P2 – Competitiveness: Enhancing farm viability and competitiveness of all types of agriculture in all regions and promoting innovative farm technologies and sustainable management of forest

#### Focus Area 2A. Farm's performance, restructuring & modernization

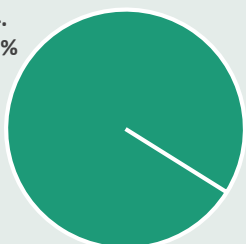
Total public budget (million EUR)



Breakdown of FA budget by measure (%)

Measure	m EUR
M04	105.0

M04.  
100.0%



Target indicator

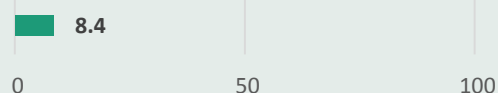
Value

T4 - % of agricultural holdings with RDP support for investments in restructuring or modernisation

20.8 %

#### Focus Area 2B. Entry of skilled/younger farmers

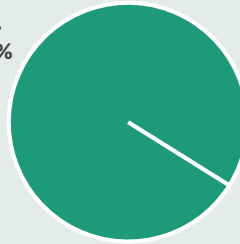
Total public budget (million EUR)



Breakdown of FA budget by measure (%)

Measure	m EUR
M06	8.4

M06.  
100.0%



Target indicator

Value

T5 - % of agricultural holdings with RDP supported business development plan/investments for young farmers

7.3 %

### P4 – Ecosystems management: Restoring, preserving and enhancing ecosystems related to agriculture and forestry

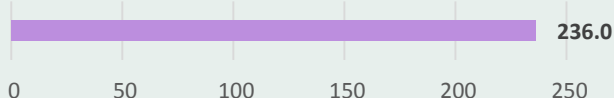
Focus Areas

4A. Biodiversity's restoration, preservation & enhancement

4B. Water management

4C. Soil erosion & soil management

Total public budget (million EUR)



Target indicator

Value

T9 - % of agricultural land under management contracts supporting biodiversity and/or landscapes

89.3 %

T10 - % of agricultural land under management contracts to improve water management

28.2 %

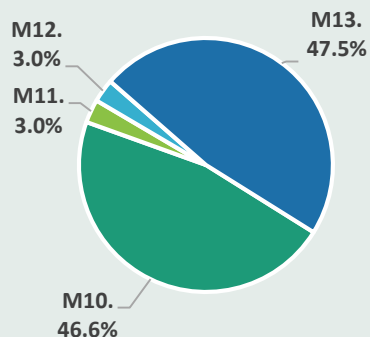
T12 - % of agricultural land under management contracts to improve soil management and/or prevent soil erosion

11.4 %

Breakdown of FA budget by measure (%)

Measure

m EUR



**P5 - Resource efficiency & climate:** Promoting resource efficiency and supporting the shift towards a low carbon and climate resilient economy in agriculture, food and forestry sectors

**Focus Area 5D. Greenhouse Gas (GHG) & ammonia emissions**

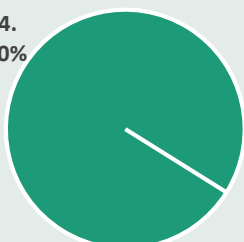
Total public budget (million EUR)



Breakdown of FA budget by measure (%)

Measure	m EUR
M04	4.0

M04.  
100.0%



Target indicator

Value

T19 - % of agricultural and forest land under management contracts contributing to carbon sequestration and conservation

29.8 %

**P6 - Social inclusion & local development:** Promoting social inclusion poverty reduction and economic development in rural areas

**Focus Area 6B. Local development**

Total public budget (million EUR)



Breakdown of FA budget by measure (%)

Measure	m EUR
M19	11.1

M19.  
100.0%



Target indicator

Value

T21 - % of rural population covered by local development strategies

28.6 %

T23 - Jobs created in supported projects (LEADER)

25

### 3. Planned expenditure per priority

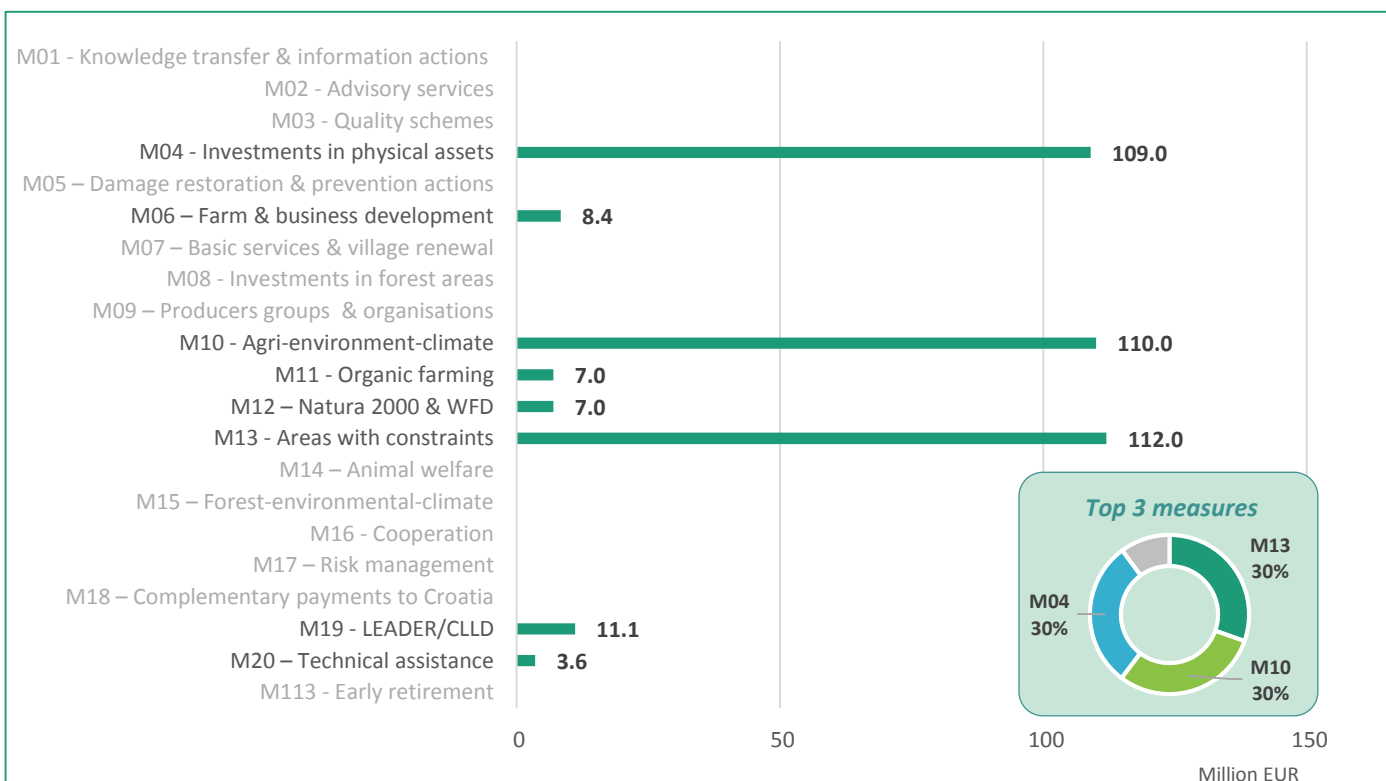
The following table shows how the planned total public expenditure (comprising the EAFRD support and the national contribution) is allocated between rural development priorities. Priority 1 is considered to be cross-cutting and no separate financial allocation is shown as the expenditure is distributed across other focus areas.

Priority	Total public expenditure per priority (million EUR)	% of total public expenditure*	
P1 - Knowledge transfer & innovation	P2 - Competitiveness	113.4	30.8 %
	P3 - Food chain & risk management	0.0	-
	P4 - Ecosystems management	236.0	64.1 %
	P5 - Resource efficiency & climate	4.0	1.1 %
	P6 - Social inclusion & local development	11.1	3.0 %

\* Figures do not add up to 100 % because the budget for technical assistance is not included. The budget for technical assistance is available in Section 4.

### 4. Planned expenditure per measure (million EUR)

The following chart shows the indicative planned total public expenditure per measure (comprising the EAFRD support and the national contribution). The measures illustrated in the chart are the complete list of measures selected within the RDP. Measures in color light gray were not selected by the Member State.



## 5. Choice of measures by priority and focus areas

The following chart shows which priorities and focus areas are selected in the RDP and the combination of measures used to address them. For each measure the budget breakdown per focus area is given. Priority 1 is considered to be cross-cutting and no separate financial allocation is shown as the expenditure is distributed across other focus areas. Expenditure under Priority 4 is programmed for the priority as a whole, not for individual focus areas.

Priority	P1 Knowledge transfer & innovation			P2 Competitiveness		P3 Food chain & risk management		P4 Ecosystems management			P5 Resource efficiency & climate				P6 Social inclusion & local development		Total	Planned expenditure (million EUR)		
	1A - Innovation & cooperation	1B - Links with research & innovation	1C - Lifelong learning & vocational training	2A - Farm's performance, restructuring & modernisation	2B - Entry of skilled/younger farmers	3A - Agri-food chain integration & quality	3B - Risk prevention & management	4A - Biodiversity's restoration, preservation & enhancement	4B - Water management	4C - Soil erosion & soil management	5A - Water use efficiency	5B - Energy use efficiency	5C - Renewable sources & waste management	5D - Greenhouse Gas & ammonia emissions	5E - Carbon conservation & sequestration	6A - Diversification & job creation			6B - Local development	6C - ICT - Information & communication technologies
M01 - Knowledge transfer & information actions																				
M02 - Advisory services																				
M03 - Quality schemes																				
M04 - Investments in physical assets				96%									4%						100%	109.0
M05 - Damage/restoration /prevention actions																				
M06 - Farm & business development					100%														100%	8.4
M07 - Basic services & village renewal																				
M08 - Investments in forest areas																				
M09 - Producers groups & organisations																				
M10 - Agri-environment-climate								100%											100%	110.0
M11 - Organic farming								100%											100%	7.0
M12 - Natura 2000 & WFD								100%											100%	7.0
M13 - Areas with constraints								100%											100%	112.0
M14 - Animal welfare																				
M15 - Forest-environmental-climate																				
M16 - Cooperation																				
M17 - Risk management																				
M18 - Complementary payments to Croatia																				
M19 - LEADER/CLLD																	100%		100%	11.1

## 6. Additional info

<b>Date of RDP approval</b>	01/07/2015
<b>Luxembourgian National Rural Network</b>	Le réseau rural national <a href="http://www.ma.public.lu/aides_financieres/aides_communautaires/reseau_rural/index.html">http://www.ma.public.lu/aides_financieres/aides_communautaires/reseau_rural/index.html</a>
<b>Managing authority</b>	Ministère de l'Agriculture, de la Viticulture et de la Protection des Consommateurs
<b>Paying agency</b>	Ministère de l'Agriculture, de la Viticulture et de la Protection des consommateurs
<b>RDP country documents</b>	<a href="http://ec.europa.eu/agriculture/rural-development-2014-2020/country-files/lu_en.htm">http://ec.europa.eu/agriculture/rural-development-2014-2020/country-files/lu_en.htm</a>
<b>National Partnership Agreement summary</b>	<a href="http://ec.europa.eu/contracts_grants/pa/partnership-agreement-luxembourg-summary_en.pdf">http://ec.europa.eu/contracts_grants/pa/partnership-agreement-luxembourg-summary_en.pdf</a>
<b>Partnership Agreement</b>	<a href="http://europa.eu/rapid/press-release_MEMO-14-331_en.htm">http://europa.eu/rapid/press-release_MEMO-14-331_en.htm</a>
<b>Rural Development Regulation 2014-2020</b>	Regulation (EU) N° 1305/2013 of the European Parliament and of the Council on support for rural development by the European Agricultural Fund for Rural Development (EAFRD) [PDF <a href="#">en</a> ]

**Source of information:** All data and the figures presented in this summary come from the European Commission approved version of the Luxembourg 2014-2020 Rural Development Programme. The examples of expected achievements and key challenges on page 1 were retrieved from: DG AGRI, Factsheet on 2014-2020 Rural Development Programme for Luxembourg, July 2015.

**Disclaimer:** This document aims to provide an accessible summary of selected RDP content. The information provided should not be considered a comprehensive account of the original RDP content.

**Summary version:** Version 1

**Last updated:** October 2015

**Corresponding RDP:** Luxembourg 2014-2020 RDP, code 2014LU06RDNP001, version 1.2, approved 01/07/2015.



The European Network for  
Rural Development

ENRD Contact Point  
Rue de la Loi, 38 Boîte n.4 - 1040  
Brussels, Belgium  
Tel. +32 2 801 38 00  
email: [info@enrd.eu](mailto:info@enrd.eu)  
website: <http://enrd.ec.europa.eu/>